

# Menu Route Map

### Preferences

- Display Settings
  - Default Screen After Startup/Restoration
    - Home
    - Copy
    - Fax
    - Scan
    - Secure Print
    - Status Monitor
    - Home, Copy, Fax, Scan, Secure Print
  - Home Screen Button Display Settings
    - Select Button to Display
    - Favorite Copy Settings
    - Favorite Fax Settings
    - Favorite Scan Settings
    - Set Display Order
  - Language
    - Deutsch, English, Español, Français, Italiano, Português, 日本語, 中文(繁體), 中文(简体), 한국어
  - Remote UI Language
    - English, Japanese, French, Spanish, German, Italian, Portuguese, Chinese (Simplified), Chinese (Traditional), Korean
  - Notify to Clean Orig. Scan Area
    - Off, On
  - Millimeter/inch Entry Switch
    - Millimeter, inch
  - Gram/Pound Switch
    - Gram, Pound
  - Display Timing for Cart. Prep.
    - Auto
    - Off
    - Custom
    - 2 to 20 to 99 (%)
    - On
  - Display Notif. to Clean Fixing Assembly
    - Off
    - On
    - 1000 to 50000(pases)
  - Show Warnings
    - Off, On
  - Action When Warning
    - Low Cartridge Level
    - Continue Printing, Stop Printing
  - Display IP Address
    - Off, On

Settings marked with \*\*\* may not be displayed depending on the model you are using or other setting items.

### English Keyboard Layout

- USA Layout
- UK Layout

### Timer/Energy Settings

- Current Date/Time Settings
- Date/Time Settings
  - Time Zone
    - (UTC-12:00) International Date Line West to (UTC) Coordinated Universal Time to (UTC+14:00) Kirintati Island
  - Daylight Saving Time Settings
    - Off
    - On
    - Start Date: Month, Week, Day
    - End Date: Month, Week, Day
- Date Format
  - YYYY MM/DD, MM/DD/YYYY, DD/MM YYYY
- Time Format
  - 12 Hour (AM/PM), 24 Hour
- Auto Reset Time
  - Set This Function
    - Off
    - On
    - Set Time
    - 1 to 2 to 9 (min.)
- Function After Auto Reset
  - Default Function, Selected Function
- Auto Sleep Time
  - 1 to 120 (min.)
- Auto Sleep Daily Timer
  - Set This Function
    - Off
    - On
    - (0:00 to 12:59 AM/PM)
- Sleep Mode Exit Time Settings
  - Set This Function
    - Off
    - On
    - (0:00 to 12:59 AM/PM)

### Network

- Select Wired/Wireless LAN
  - Wired LAN, Wireless LAN
- Wireless LAN Settings
  - Select Network
  - Other Connections
    - Manually Enter Network Name (SSID)
      - Security Settings
        - None
        - WEP
          - Open System
          - Encryption keys 1 to 4
        - Shared Key
          - Encryption keys 1 to 4
      - WPA/WPA2-PSK
        - Auto, AES - CCMP
      - WPA/WPA2-EAP
    - WPS Push Button Mode
      - WPS PIN Code Mode
  - Connection Set.
    - Power Save Mode
      - Off, On
    - Connection Information
      - MAC Address
      - Wireless LAN Status
      - Latest Error Information
      - Channel
      - Network Name
      - Security Settings
      - Power Save Mode
  - Direct Connection Settings
    - Use Direct Connection
      - Off
      - On
      - Direct Connection Termination
        - Automatically Terminate Session
          - Off
          - On
          - Time Until Session Terminates
            - 1 to 60 (min.)
      - Access Point Mode Settings
        - Use Custom SSID
          - Off
          - On
          - SSID
        - Use Custom Network Key
          - Off
          - On
          - Network Key

### Easy Connection via PC

- Keep Enabled If SSID/Netw Key Spcfd
  - Off, On
  - Config. IP Address For Direct Conn.
    - 192.168.22.1
- TCP/IP Settings
  - IPv4 Settings
    - IP Address Settings
      - Auto Acquire
        - Auto Acquire
          - Off
          - On
        - Select Protocol
          - Off, DHCP
          - Off, On
      - Manually Acquire
        - IP Address: 0.0.0.0
        - Subnet Mask: 0.0.0.0
        - Gateway Address: 0.0.0.0
      - Check Settings
        - DHCP Option Settings
          - Acquire Host Name
            - Off, On
          - DNS Dynamic Update
            - Off, On
          - Acquire DNS Server Address
            - Off, On
          - Acquire Domain Name
            - Off, On
          - Acquire WINS Server Address
            - Off, On
          - Acquire SMTP Server Address
            - Off, On
          - Acquire POP Server Address
            - Off, On
        - PING Command
          - Off, On
      - IPv6 Settings
        - Use IPv6
          - Off
          - On
          - Stateless Address Settings
            - Stateless Address Settings
              - Off, On
            - Check Settings
              - DHCPv6 Settings
                - Use DHCPv6
                  - Off, On
                - Check Settings
                  - Off, On
              - DHCP Option Settings
                - Acquire DNS Server Address
                  - Off, On
                - Acquire Domain Name
                  - Off, On
            - DNS Settings
              - IPv4 DNS Server Address Settings
                - Primary DNS Server: 0.0.0.0
                - Secondary DNS Server: 0.0.0.0
              - DNS Host Name/Domain Name Settings
                - IPv4
                  - Host Name
                  - Domain Name
                - IPv6
                  - Use IPv6 Host/Domain
                    - Off
                    - On
                    - Host Name
                    - Domain Name
              - DNS Dynamic Update Settings
                - IPv4
                  - DNS Dynamic Update
                    - Off
                    - On
                    - DNS Dynamic Update Interval
                      - 0 to 24 to 48 (hr.)
                  - IPv6
                    - DNS Dynamic Update
                      - Off
                      - On
                      - DNS Dynamic Update Interval
                        - 0 to 24 to 48 (hr.)
                  - mDNS Settings
                    - IPv4
                      - Use mDNS
                        - Off
                        - On
                        - mDNS Name
                    - IPv6
                      - Use mDNS
                        - Off
                        - On
                        - Use Same mDNS Name as IPv4
                          - Off
                          - On
                          - mDNS Name
                  - WINS Settings
                    - WINS Resolution
                      - Off
                      - On
                      - WINS Server Address: 0.0.0.0
                    - LPD Settings
                      - Use LPD Printing
                        - Off
                        - On
                        - RX Timeout
                          - 1 to 5 to 60 (min.)
                      - RAW Settings
                        - Use RAW Printing
                          - Off
                          - On
                          - RX Timeout
                            - 1 to 5 to 60 (min.)
                        - WSD Settings
                          - Use WSD Printing
                            - Off, On
                          - Use WSD Browsing
                            - Off, On
                          - Use WSD Scanning
                            - Off, On
                          - Use Computer Scanning
                            - Off, On
                          - Use Multicast Discovery
                            - Off, On
                          - Use FTP PASV Mode
                            - Off, On
                          - IPP Print Settings
                            - Use IPP Printing
                              - Off
                              - On
                              - Allow IPP Printing only w/TLS
                                - Off, On
                            - Use HTTP
                              - Off, On
                            - Use IPsec
                              - Off, On
                            - Network Link Scan Settings
                              - Use Network Link Scan
                                - Off
                                - On
                                - Use TLS
                                  - Off, On

### Port Number Settings

- LPD
  - 1 to 515 to 65535
- RAW
  - 1 to 9100 to 65535
- WSD Multicast Discovery
  - 1 to 3702 to 65535
- HTTP
  - 1 to 80 to 65535
- Multicast Discovery
  - 1 to 427 to 65535
- POP3
  - 1 to 110 to 65535
- SMTX TX
  - 1 to 25 to 65535
- FTP
  - 1 to 21 to 65535
- SNMP
  - 1 to 161 to 65535
- MTU Size
  - 1300, 1400, 1500
- SNMP Settings
  - SNMPv1 Settings
    - Off, On
  - SNMPv3 Settings
    - Off, On
  - Acquire Printer Mngt. Info. from Host
    - Off, On
  - Format Host Rsrcs. MIB to RFC2790
    - Off, On
- Use Dedicated Port
  - Off, On
- Dedicated Port Auth. Method
  - Mode 1, Mode 2
- Wait Time for Conn. at Startup
  - 0 to 300 (sec.)
- Ethernet Driver Settings
  - Auto Detect
    - Off
    - Communication Mode
      - Half Duplex, Full Duplex
    - Ethernet Type
      - 10BASE-T, 100BASE-TX, 1000BASE-T
  - MAC Address
    - Off, On
- Use IEEE 802.1X
  - Off, On
- Firewall Settings
  - IPv4 Address Filter
    - Outbound Filter
      - Off, On
    - Inbound Filter
      - Off, On
  - IPv6 Address Filter
    - Outbound Filter
      - Off, On
    - Inbound Filter
      - Off, On
  - MAC Address Filter
    - Outbound Filter
      - Off, On
    - Inbound Filter
      - Off, On
- Device Settings Management
  - Off, On
- Monitoring Service
  - Off, On
- RMT-SW
  - Off, On
- Initialize Network Settings

Settings marked with \*\*\* may not be displayed depending on the model you are using or other setting items.

### External Interface

- USB Settings
  - Use as USB Device
    - Off, On
  - Use USB Storage Device
    - Off, On

### Accessibility

- Invert Screen Colors
  - Off, On
- Brightness
  - 5 levels
- Message Display Time
  - 1 to 2 to 5 (sec.)

### Adjustment/Maintenance

### Adjust Image Quality

- Auto Adjust Gradation
  - Full Adjust
  - Quick Adjust
  - Adjust Copy Image
- Auto Correction Settings
  - Auto Adjust Image Regularly
    - Off, When Turning Main Power ON, After Printing First Job
  - Correct Print Color Mismatch
    - After Printing First Job, When Turning Main Power ON
  - Adjust Image According To
    - Estimate (Consumable Saving Priority), Measurement (Image Quality Priority)
- Correct Print Color Mismatch
- Black Text Processing for Color
  - Feeder
    - 7 levels
  - Platen Glass
    - 7 levels
- Adjust Print Position
  - Multi-Purpose Tray
    - Adjust Vertically (Front Side)
      - 0.20" to 0.00" to +0.20" (-5.0 to 0.0 to +5.0 (mm))
    - Adjust Horizontally (Front Side)
      - 0.20" to 0.00" to +0.20" (-5.0 to 0.0 to +5.0 (mm))
    - Adjust Vertically (Back Side)
      - 0.20" to 0.00" to +0.20" (-5.0 to 0.0 to +5.0 (mm))
    - Adjust Horizontally (Back Side)
      - 0.20" to 0.00" to +0.20" (-5.0 to 0.0 to +5.0 (mm))
  - Drawer 1
    - Adjust Vertically (Front Side)
      - 0.20" to 0.00" to +0.20" (-5.0 to 0.0 to +5.0 (mm))
    - Adjust Horizontally (Front Side)
      - 0.20" to 0.00" to +0.20" (-5.0 to 0.0 to +5.0 (mm))
    - Adjust Vertically (Back Side)
      - 0.20" to 0.00" to +0.20" (-5.0 to 0.0 to +5.0 (mm))
    - Adjust Horizontally (Back Side)
      - 0.20" to 0.00" to +0.20" (-5.0 to 0.0 to +5.0 (mm))
  - Drawer 2
    - Adjust Vertically (Front Side)
      - 0.20" to 0.00" to +0.20" (-5.0 to 0.0 to +5.0 (mm))
    - Adjust Horizontally (Front Side)
      - 0.20" to 0.00" to +0.20" (-5.0 to 0.0 to +5.0 (mm))
    - Adjust Vertically (Back Side)
      - 0.20" to 0.00" to +0.20" (-5.0 to 0.0 to +5.0 (mm))
    - Adjust Horizontally (Back Side)
      - 0.20" to 0.00" to +0.20" (-5.0 to 0.0 to +5.0 (mm))

### Special Processing

- Special Paper Processing
  - Manual Back Side Print (2-Sided Only)
    - Multi-Purpose Tray
      - Off, On
    - Drawer 1
      - Off, On
    - Drawer 2
      - Off, On
  - Rough Surface Paper Mode
    - Multi-Purpose Tray
      - Off, On
    - Drawer 1
      - Off, On
    - Drawer 2
      - Off, On
  - Env. Flap Closing Prevention
    - Off, On
  - Paper Curl Correction
    - Off, On
- Reduce Ppr. Sticking at Output
  - Off, On
- High Humidity Mode
  - Off, On
- Low Humidity Mode
  - Off, On
- Rdc Condens. (Consec 2-Sd Prt)
  - Off, On
- Quiet Mode
  - Off, On
- Correct Uneven Gloss
  - Off, On
- Prevent Fogging
  - Off, Mode 1, Mode 2, Mode 3
- Correct Color Mismatch
  - Off, On
- Reduce Toner Flaking
  - Off, Mode 1, Mode 2
- Auto Detect B&W/Color Original
  - Mode 1, Mode 2
- Rdc. Faint Print After Rplc. Cart.
  - Off, On
- Correct Paper Conveyance
  - Off, On
- ITB Cleaning Frequency
  - Standard, High
- Prevent Printing Noise
  - Off, Mode 1, Mode 2
- Prevent Print Fading/Misalign.
  - Off, On
- Reduce Ghosting
  - Off, On
- Correct Void
  - Off, On
- Correct Void for Rough Paper
  - Off, On
- Remove Streaks from Scan Area
  - Off, On

Settings marked with \*\*\* may not be displayed depending on the model you are using, options, or other setting items.

### Maintenance

- Clean Fixing Assembly
  - Off, On
- Clean ITB
- Clean Feeder
- Control Condensation
  - Off
  - Use Fax Memory Lock, Use Fax Memory Lock + Do Not Allow Job Printing During Process
  - Allow Job Printing During Process, Do Not Allow Job Printing During Process

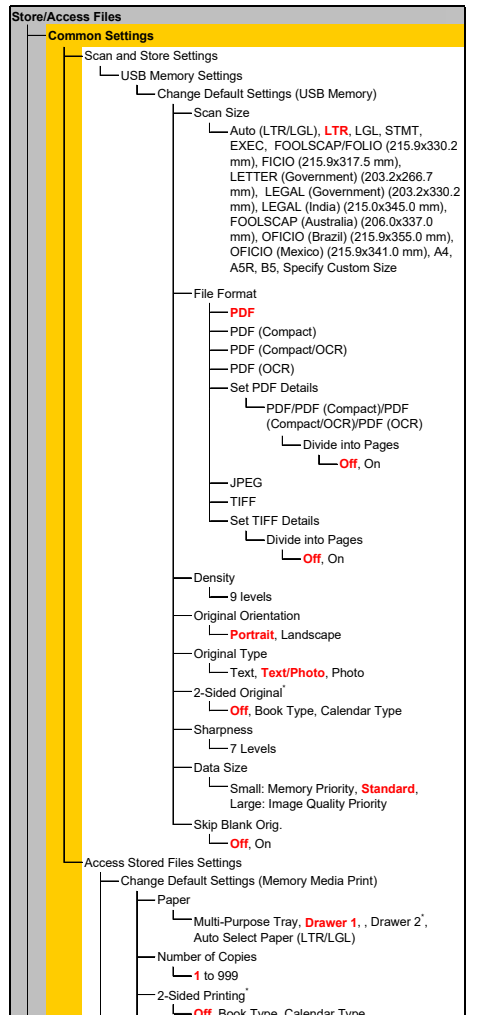
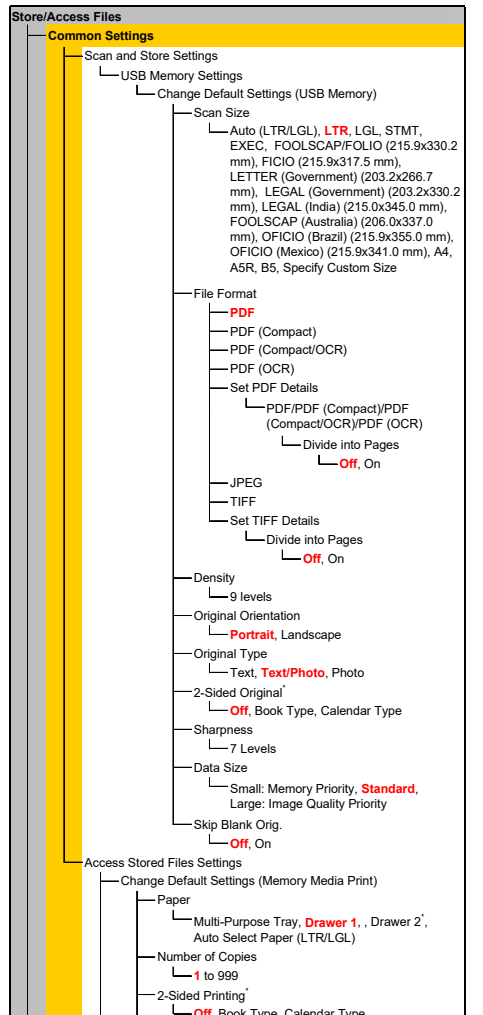
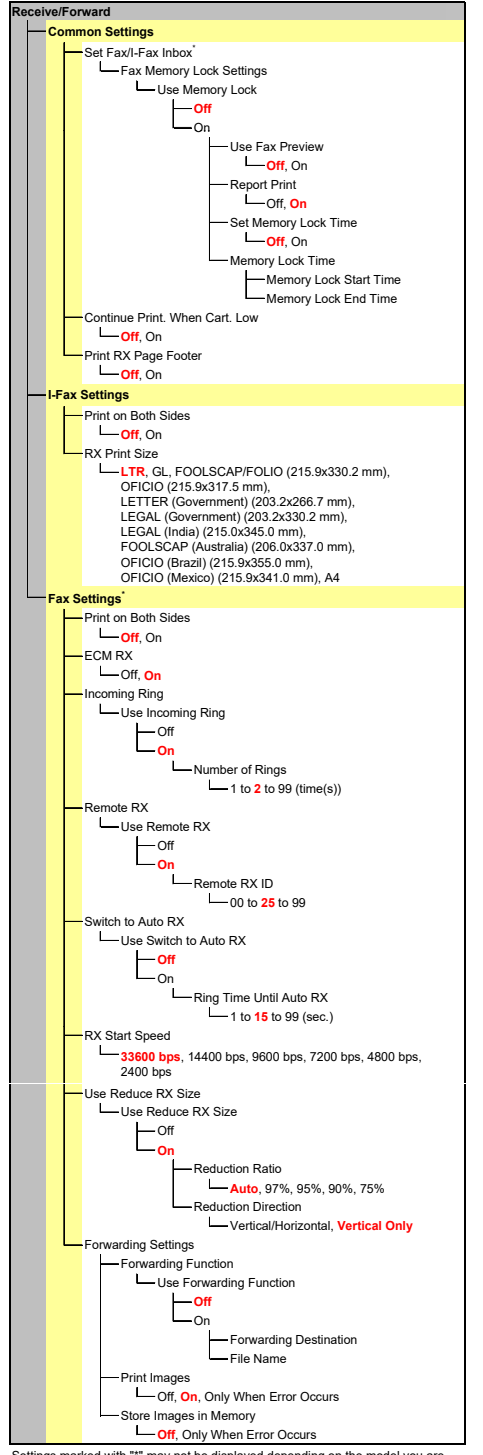
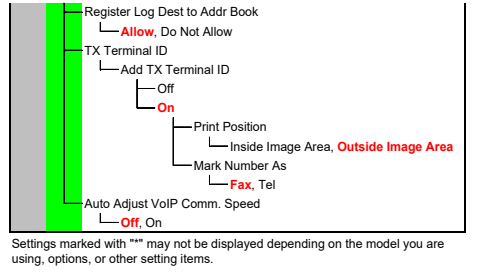
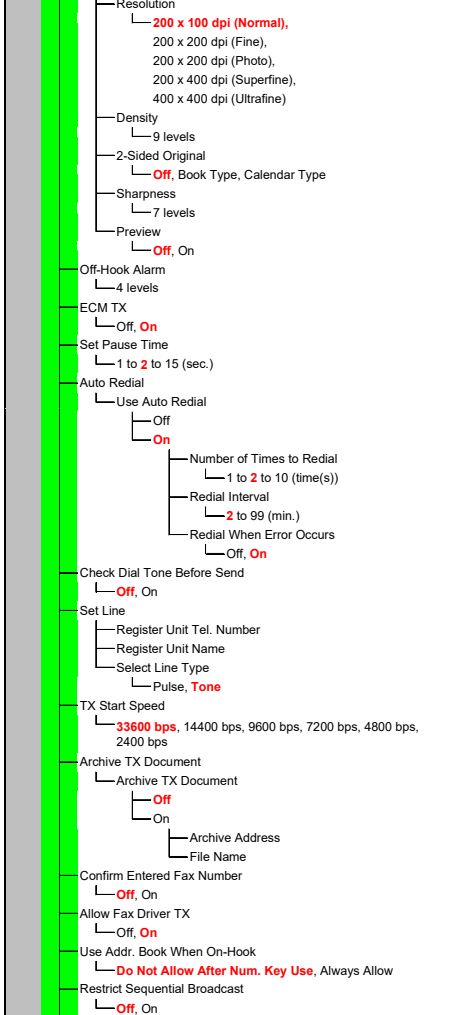
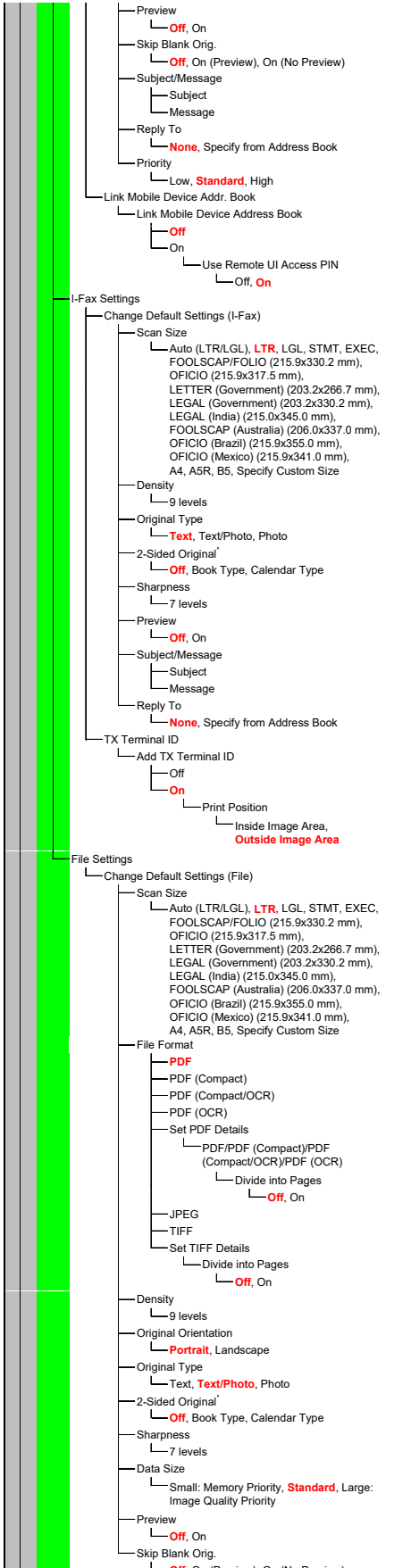
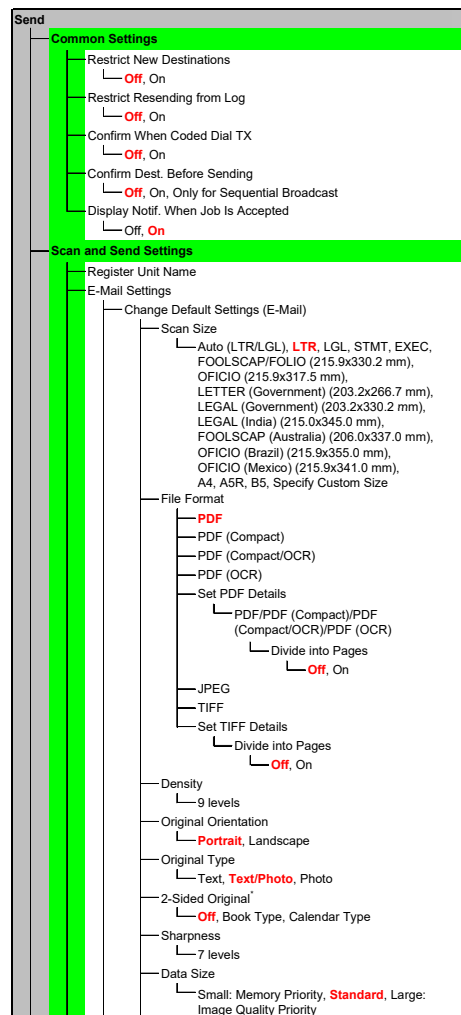
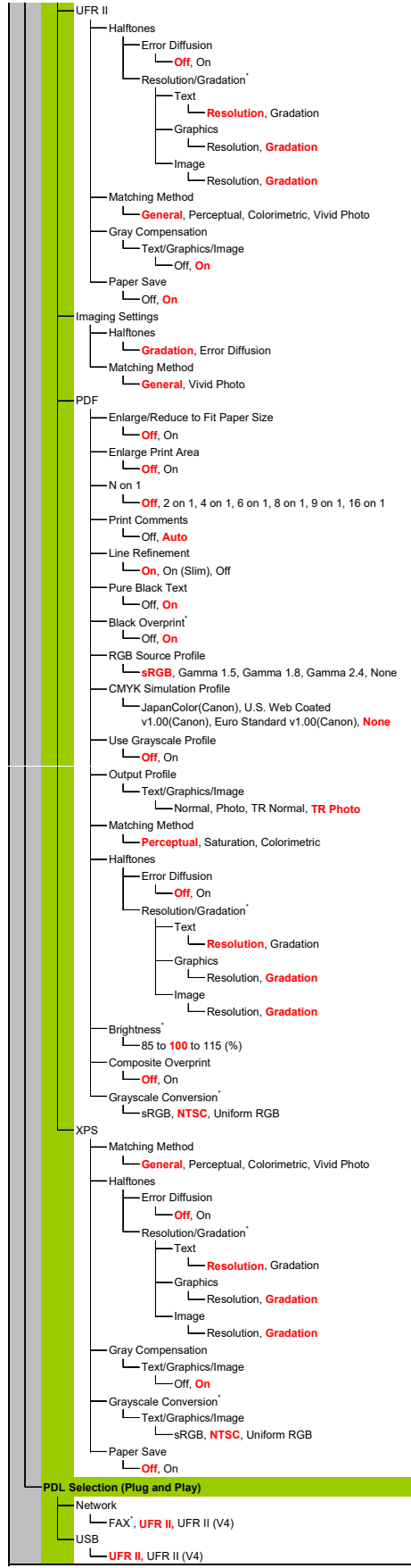
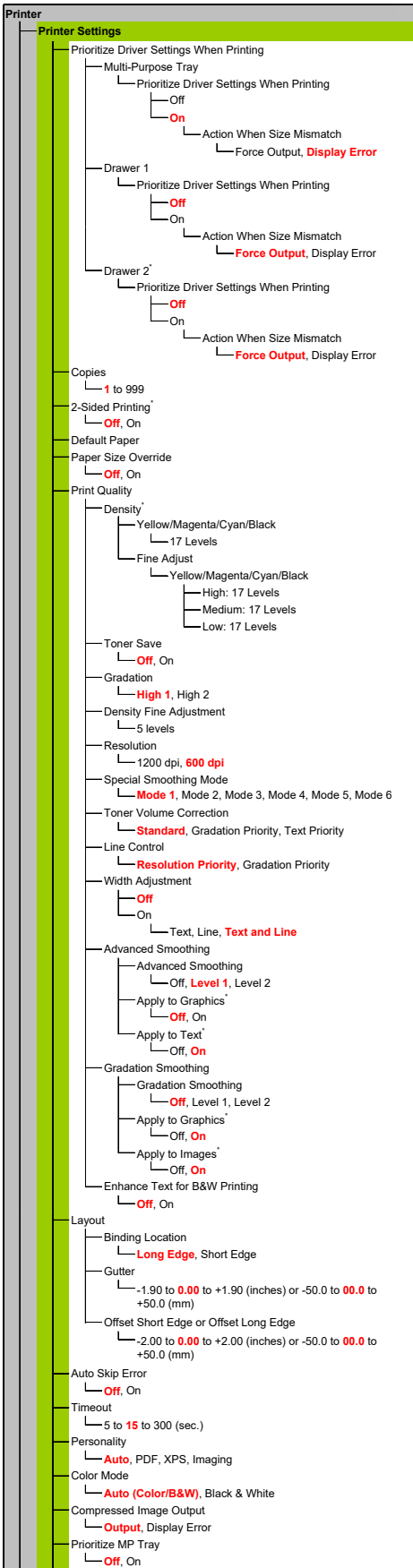
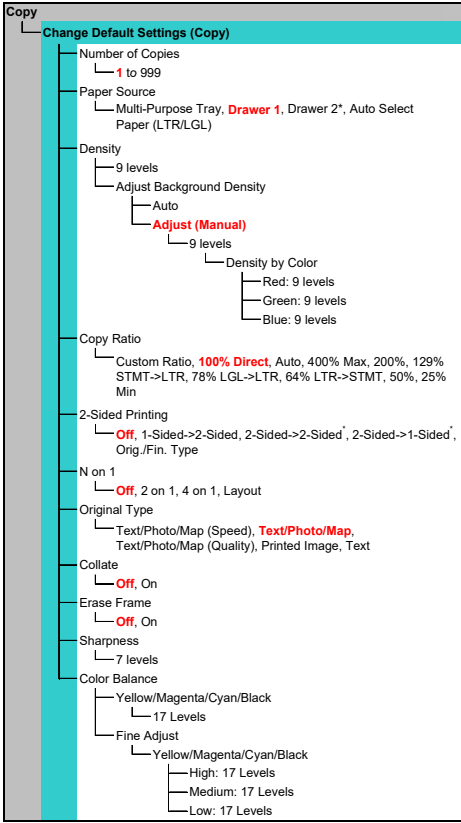
### Function Settings

### Common

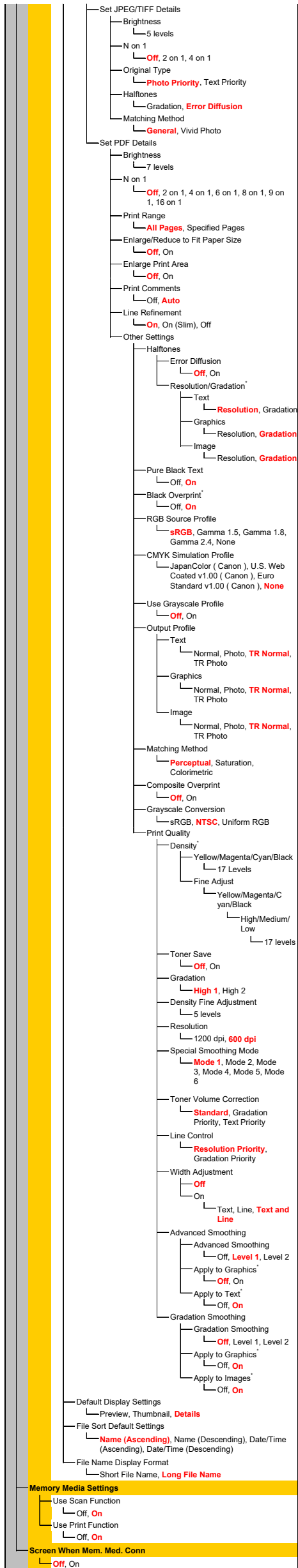
- Paper Feed Settings
  - Paper Source Auto Selection
    - Copy
      - Multi-Purpose Tray
        - Off, On
      - Drawer 1
        - Off, On
      - Drawer 2
        - Off, On
    - Printer
      - Multi-Purpose Tray
        - Off, On
      - Drawer 1
        - Off, On
      - Drawer 2
        - Off, On
    - Receive/Fax or Receive
      - Multi-Purpose Tray
        - Off, On
      - Drawer 1
        - Off, On
      - Drawer 2
        - Off, On
    - Other
      - Multi-Purpose Tray
        - Off, On
      - Drawer 1
        - Off, On
      - Drawer 2
        - Off, On
  - Switch Paper Feed Method
    - Multi-Purpose Tray
      - Speed Priority, Print Side Priority
    - Drawer 1
      - Speed Priority, Print Side Priority
    - Drawer 2
      - Speed Priority, Print Side Priority
- Print Settings
  - Auto Delete Suspended Jobs
    - Set This Function
      - Off
      - On
      - Set Time
        - 1 to 5 to 240 (min.)
- Scan Settings
  - Speed/Img Qlty Priority for Scan
    - Speed Priority, Image Quality Priority
  - Auto Online
    - Off, On
  - Auto Offline
    - Set This Function
      - Off
      - On
      - Set Time
        - 1 to 5 to 60 (min.)
- Generate File
  - Output File Image Settings
    - YCbCr TX Gamma Value
      - Gamma 1.0, Gamma 1.4, Gamma 1.8, Gamma 2.2
  - OCR (Text Searchable) Settings
    - Smart Scan
    - Off, On
- Fax Setup Guide

Settings marked with \*\*\* may not be displayed depending on the model you are using, options, or other setting items.

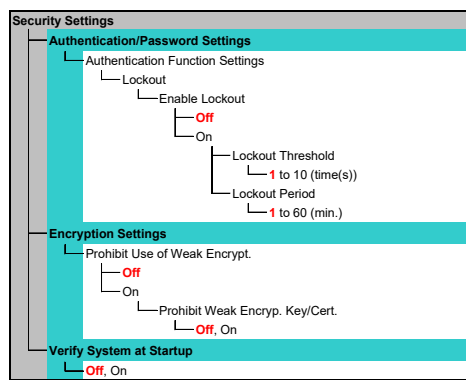
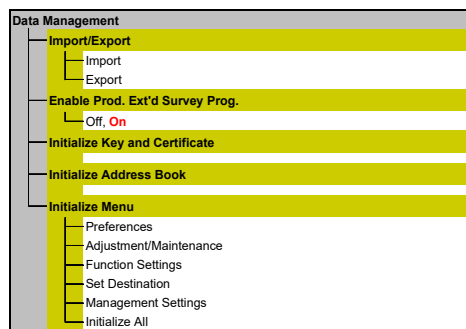
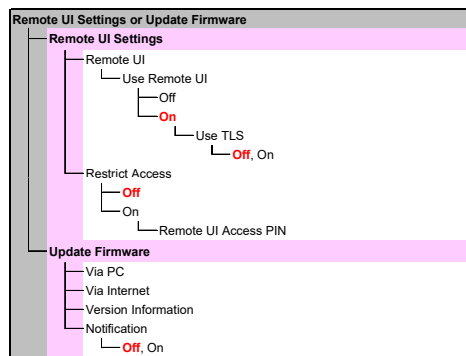

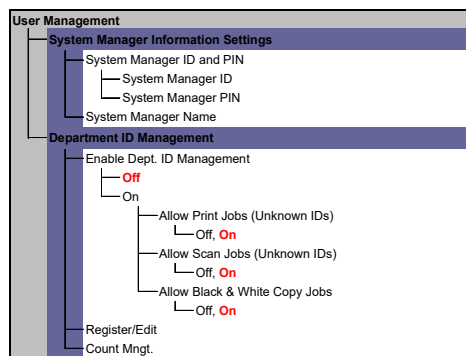
# Menu Route Map



# Menu Route Map

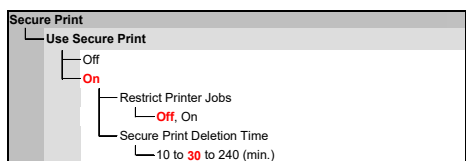


## Management Settings



## Initialize All Data/Settings

Settings marked with "\*" may not be displayed depending on the model you are using, options, or other setting items.



## Set Destination

## Address Book PIN